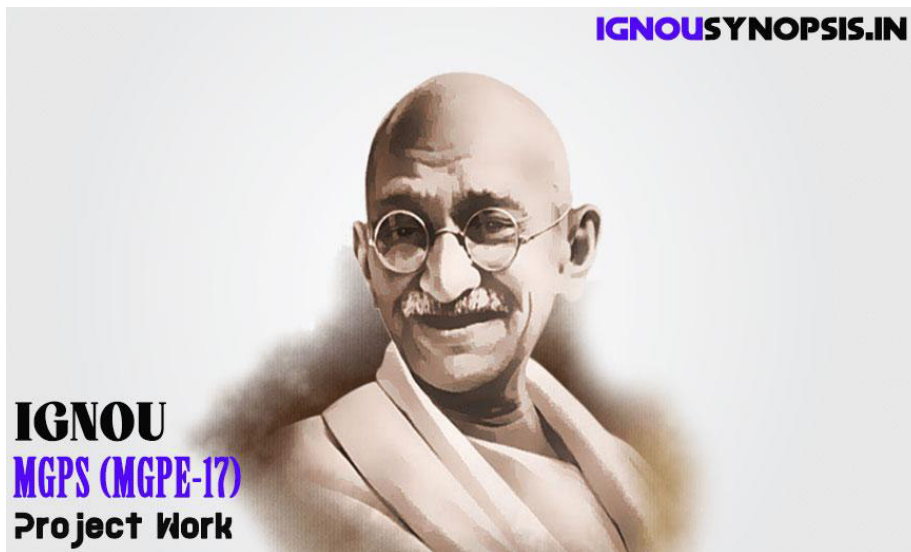




How to do IGNOU MGPS Project Work (MGPE-17)?

Home > IGNOU Project > How to do IGNOU MGPS Project Work (MGPE-17)?



IGNOU MGPS Project Work (MGPE-17) offer comprehensive information in the field of Peace Studies and Conflict Resolution and to enable students to specialise in one of Gandhi's development models. Also, the IGNOU MGPS Project Work (MGPE-17) broaden learners' horizons for future research, training and employment prospects in economic, social, gender, political, and sustainable development-related



WhatsApp us



We're Social



Recent Posts

Important guidelines for making IGNOU MCOP 1 Project

How to begin writing an IGNOU MMPP 1 Project?

fields. IGNOU MGPS Project work will help you strengthen your abilities in topic selection, writing an IGNOU MGPS Synopsis, devising data collecting techniques, acquiring data, and creating material for an IGNOU MGPS Project Report on a specific issue.

Numerous ways are employed for a variety of purposes.

However, you are urged to use the case study or survey approach in the IGNOU MGPE-17 Project.

Writing Process of IGNOU MGPS Project Proposal (MGPE-17)

The following are the steps involved in the IGNOU MGPS Synopsis/Proposal (MGPE-17):

Step 1: When choosing a topic, keep the following points in mind;

- Suitability of the subject.
- The significance of the subject to development studies.
- You are fortunate to have time on your side.
- Possibility of data collection within the defined time window.
- The challenges inherent in data collection and how to overcome them.
- Data collection is not free.

IGNOU MGPS Synopsis should have the following information: a title, an introduction, objectives, a problem statement, a research methodology (including the location, sample size, data collection equipment, and statistical techniques to be used), limitations, if any, and references.

Step 2: Appoint a supervisor and consult with him or her for topic guidance.

- Academic Counsellors with suitable expertise from Study



WhatsApp us ied project supervisors.

Tips that Makes
Writing an IGNOU
MAPC Project
Extremely Simple

50 Topics for the
IGNOU BTS Synopsis
PTS 4/5/6

IGNOU MAPC Project

Quick Links

HOME

Ignou Projects

IGNOU MBA
PROJECT

IGNOU MBA
OPERATION
PROJECT

IGNOU MBA
MARKETING
PROJECT

IGNOU MBA
FINANCE
PROJECT

IGNOU MBA
BANKING AND
FINANCE
PROJECT

IGNOU MBA HR
PROJECT

- Teachers/Researchers/Professionals in Gandhi and Peace Studies.
- Headquarters personnel (School of Social Sciences).

If the student's proposed supervisor is deemed unacceptable by the School of Social Sciences Studies, the student will be contacted and instructed to substitute the supervisor and resubmit the application. Since a consequence, the student will submit a new project proposal with the new supervisor's signature, as this will be considered a fresh submission. Similarly, if a student decides to change their supervisor for whatever reason, they must submit the project proposal together with the new supervisor's signature on a new project proposal proforma, since this would be considered a new submission.

Academic counsellors should explicitly specify which courses they are now counselling and when they began, as well as the name and code of the study centre to which they are associated. The University will compensate the project supervisor with a small fee of Rs.300/- for his or her assistance to the student (University may revise the honorarium from time to time).

Supervisor/Guide Responsibilities

- To aid in the choosing of a focused subject.
- Encourage students to read books, journals, newspapers, and magazines, as well as speak with experts in their fields, in order to learn more about topics of interest.
- To provide information about sites where the project's empirical data can be collected (if necessary).
- To provide information about pertinent publications.
- Regularly motivating pupils and giving them with the help they require.
- Encourage pupils to develop original work rather than duplicating or repeating already created material, and to



WhatsApp us [y](#).

IGNOU MAPC
PROJECT

IGNOU MPCE16
PROJECT

IGNOU MPCE26
PROJECT

IGNOU MPCE 36
PROJECT

IGNOU MAPC
Project

IGNOU BTS
PROJECT

IGNOU PTS 4
PROJECT

IGNOU PTS 5
PROJECT

IGNOU PTS 6
PROJECT

IGNOU BTS Project

IGNOU DTS
PROJECT

IGNOU MAEDU
PROJECT

IGNOU MTM
PROJECT

IGNOU MADE
PROJECT

- Provide a letter of authorization authorizing/assisting the student in collecting data for research (the authorization letter may also be provided by the linked study center/regional centre).

Step 3: Submit and Approve the IGNOU MGPS Project Proposal

After selecting a supervisor and selecting a topic, the student should submit

- a completed and signed Project Proposal Proforma.
- One copy of the written Project Proposal (4 to 5 pages) and;
- Supervisor Bio-Data (2 pages with complete contact information, email, cellphone number, academic background, and employment experience, etc.) to the Project Coordinator for approval.

Students are advised to retain a copy of the summary. Students admitted in January are advised to submit their project proposals by the 30th of April, and those admitted in July are advised to submit their project proposals by the 31st of October, to ensure timely approval of the project proposal, submission of the project report, evaluation of the project report, and completion of the programme. Students who miss these deadlines may, however, submit project proposals for approval at any time during the year, resulting in a delay in the programme's completion.

Step 4: Communication of Approval

Within four weeks of the proposal's receipt at the School, the student will get a formal notice about project approval/rejection through e-mail and snail mail.

Step 5: Submit the Project Proposal Again



WhatsApp us

IGNOU MSCFT
PROJECT

IGNOU PGDPPED
PROJECT

IGNOU MARD
PROJECT

IGNOU MED
PROJECT

IGNOU AHE
PROJECT

IGNOU DNHE
PROJECT

IGNOU MPA
PROJECT

IGNOU AMT
PROJECT

IGNOU PGDDM
PROJECT

IGNOU MPS
PROJECT

IGNOU PGDHE
PROJECT

IGNOU PGDRD
PROJECT

IGNOU PGDEMA
PROJECT

IGNOU MEC
PROJECT

If the proposal is not approved, the student will get comments/suggestions for rewriting the project. In this case, the updated project proposal should be provided along with the revised project proposal proforma and a copy of the rejected project proposal, along with the amended project proposal proforma that includes the evaluator's observations and the allocated P.P. No. (Project Proposal Number).

Important Points during writing an IGNOU MGPS Project Proposal (MGPE-17)

- 1) Send one copy of the Project Proposal to the IGNOU and retain one for yourself.
- 2) The box should be properly labelled "MGPE-17" and mailed to the following address:

Project Coordinator (MGPS)

School of Social Sciences (SOSS)

IGNOU Maidan Garhi

New Delhi-110068.

- 3) When submitting the proposal, ensure that the following information is included:
 - a) A completed and signed pro forma for project proposal approval by both the student and supervisor.
 - b) The supervisor's biographical information, duly signed, including the supervisor's year of birth, complete office and residential addresses, contact telephone numbers, academic credentials, including graduation year, and work experience, as well as the supervisor's designation and organization's name.

c)  WhatsApp us

[IGNOU Books](#)

[Solved Assignments](#)

[Guess Papers](#)

[Services and Charges](#)

[Blog](#)

[Contact Us](#)

4) The following elements should be included in the project proposal: title, introduction, objectives, problem statement, research methodology (including the location, sample size, data collection equipment, and statistical techniques to be used), limitations, and references.

IGNOU MGPS Project Report Format (MGPE-17)

The report should be organised in the following manner.

Title: The title page of the report should include the course code for the project, MGPE-17, the project's title, the student's name, enrolment number, address, school name, and year.

Approval of the Project Proposal Proforma (as second page).

Originality Certificate: Signed by the student and supervisor.

Receipts, if any:

Table of Contents:

Introduction: This section will introduce the issue. It should be able to communicate to the reader the nature of the issue, how it came to be, and what inspired the researcher to investigate the subject. The introduction must describe the research's objectives and reasons.

Review of related literature: A review of related literature is a compilation of prior researchers' work that has been published in books, journals, and articles. It contributes to the formation of ideas and the formulation of critical research topics.

Research Methodology: The methodology section contains information about the sample, tests/tools, and statistical analysis. The sample size and makeup will be decided by the tests/tools used should be selected in



WhatsApp us

accordance with the study's goals. The results of the tests/tools are then analysed using appropriate statistical techniques.

Discussions & Results: The study's conclusions are given in tabular and graphical format following statistical analysis of the data. These are then compared to prior study findings. The consequences of the results are also discussed.

Conclusions: The student must summarise the study's findings under this heading.

Delimitations: This section covers the restrictions and limitations of the research.

Suggestions for Additional Work: Based on the study findings, the learner may provide recommendations for additional research in the relevant topic.

Bibliography (APA format): Bibliographies must be in the APA format. These should be alphabetized.

Appendices: A timetable for interviews and a questionnaire will be used for research purposes.

The Supervisor may submit the bill for Project Guidance together with the IGNOU MGPS Project Report for assessment. It should be accompanied by a cover letter indicating that the project is being submitted.

Important Points during writing an IGNOU MGPS Project Report (MGPE-17)

- 1) English is the project's working language.
- 2) The hardbound project report should be presented in its original format in A-4 size (29 x 20 cm), written in 1.5 line space.



WhatsApp us

3) On the top of the envelope, write “PROJECT REPORT- MGPE-17.” This will simplify the process of sorting through the Project Reports received in the Project Section for various Programs.

4) Students should always have a copy of the Project Report with them. The evaluated Project Report will not be returned to the student.

Download Links for IGNOU MGPE-17 Project Synopsis Sample Pdf and IGNOU MGPE-17 Project Report Sample Pdf


To download the Project & Synopsis Sample PDFs, you must click on the following link;

- [IGNOU MGPE-17 Synopsis Pdf](#)
- [IGNOU MGPE-17 Proposal Pdf](#)
- [IGNOU MGPE-17 Project Pdf](#)
- [IGNOU MGPE-17 Report Pdf](#)
- [IGNOU MGPE-17 Dissertation Pdf](#)



WhatsApp us

 IGNOU Project  admin  November 4, 2021

 ignou mgpe 17 dissertation, ignou mgpe 17 dissertation format, ignou mgpe 17 dissertation guidelines, ignou mgpe 17 project, ignou mgpe 17 project format, ignou mgpe 17 project guidelines, ignou mgpe 17 proposal, ignou mgpe 17 synopsis, ignou mgps dissertation, ignou mgps dissertation format, ignou mgps dissertation guidelines, ignou mgps dissertation handbook, ignou mgps dissertation topics, ignou mgps project, ignou mgps project guidelines, ignou mgps project proposal, ignou mgps project synopsis, ignou mgps project topics, ignou mgps proposal, ignou mgps report, ignou mgps synopsis, ignou mgps synopsis format, mgpe 17 dissertation, mgpe 17 project, mgpe 17 proposal, mgpe 17 report, mgpe 17 synopsis, mgps dissertation, mgps project, mgps proposal, mgps report, mgps synopsis


 No Comments

[◀ Format of IGNOU BANE-154 Dissertation \(BSCANH\)](#) [Guidelines of IGNOU MAJMC Project Work \(MJMP-20\) ▶](#)

Leave a Reply

Your email address will not be published. Required fields are marked *

Comment *

 WhatsApp us

Name *

Email *

Website

Save my name, email, and website in this browser for the next time I comment.

Post Comment



We Provide IGNOU Project Help to Student for Their Guaranteed Success.

Are you looking for some customized solution?

WhatsApp

us

Contact Information

+918882594905
PLOT NO. 98, GALI NO. 5, RAMPHAL CHOWK, DWARKA SECTOR 7, NEAR HDFC BANK, NEW DELHI 110077
10 AM – 6 PM (Mon – Sat)
 ignoureports@gmail.com

Recent Posts

Important guidelines for making IGNOU MCOP 1 Project
How to begin writing an IGNOU MMPP 1 Project?



Copyright © 2019 IGNOU SYNOPSIS

